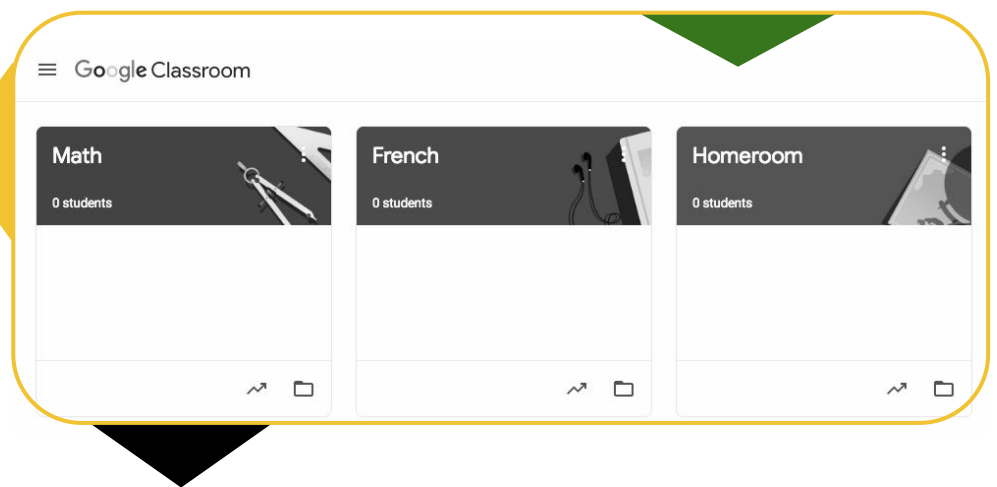




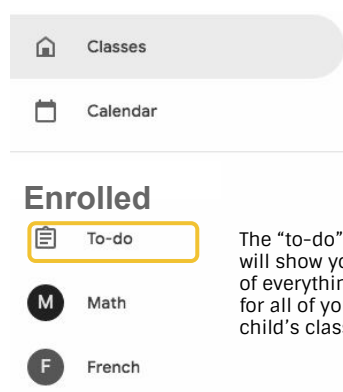
GOOGLE CLASSROOM STUDENT-VIEW

a quick guide for parents/guardians

1 Go to [Google Classroom](#) and have your child login to their TLDSB account. The home screen shows you what classes your child is enrolled in.



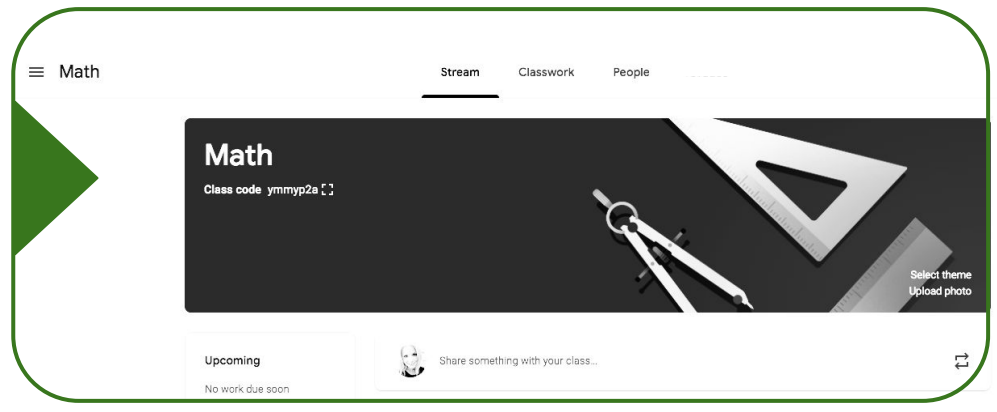
2 What assignments are due in these classes?



The "to-do" button will show you a list of everything due for all of your child's classes.

Explore a specific class by clicking on it from the home screen.

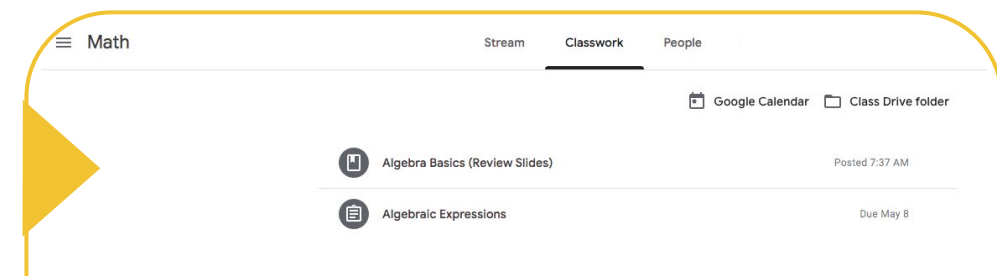
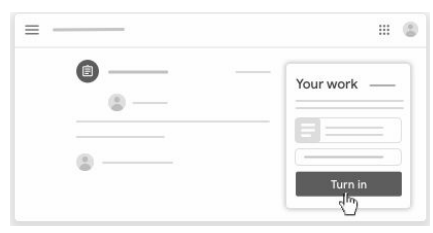
3 **CLASS STREAM TAB:** This shows announcements and a snapshot of posted material and assignments in a specific class.



4 **CLASSWORK TAB:** This is where you can see work that has been posted by the teacher, and access your child's assignments.

Click to view work:

You can view instructions, respond, and turn-in assignments from this pop-up.



TYPES OF CLASSWORK:

- Assignment**
Usually there is a document attached for students to work on and turn-in.
- Question**
This means the teacher wants your child to answer a question right in Google Classroom. (type below the post)
- Material**
A material post is usually a resource the teacher is wanting your child to read/watch/explore.