

*All you need to know about:*

# Grade 9 Course Selection



**WELCOME FUTURE HOYAS!**



**CLASS OF 2028**

# Transition Events

November/December

Pathways to Success and Arts Experience

January 9th-12th

HHS guidance team visit all Grade 8 classrooms to review the course selection process

January 17th

Course Selection Information Night, an evening for students and their supporters to tour and learn about HHS

January 26th:

Course selections are due

June

Becoming a Hoya, Grade 8 Day at HHS

September:

Orientation Day



# First Things First



## Graduation Requirements

- OSSD → 30 Credits: a combination of 19 compulsory & 11 elective credits.
- OSSLT → Grade 10 Literacy Test
- Community Involvement Hours → 40 hours
- 2 e-Learning courses → students may opt out

**Note:** students can begin collecting hours in the summer after Grade 8.  
Hours are now entered online from the [HHS Website!](#)

## Credit System:

In a regular year, students complete 8 credits over **2 semesters:**

- **Semester 1:** September – January, 4 credits
- **Semester 2:** February – June, 4 credits



# Multiple Pathways



# You've got choices!

Drama

Food &  
Nutrition

Visual  
Art

Music

Phys. Ed.

Fitness

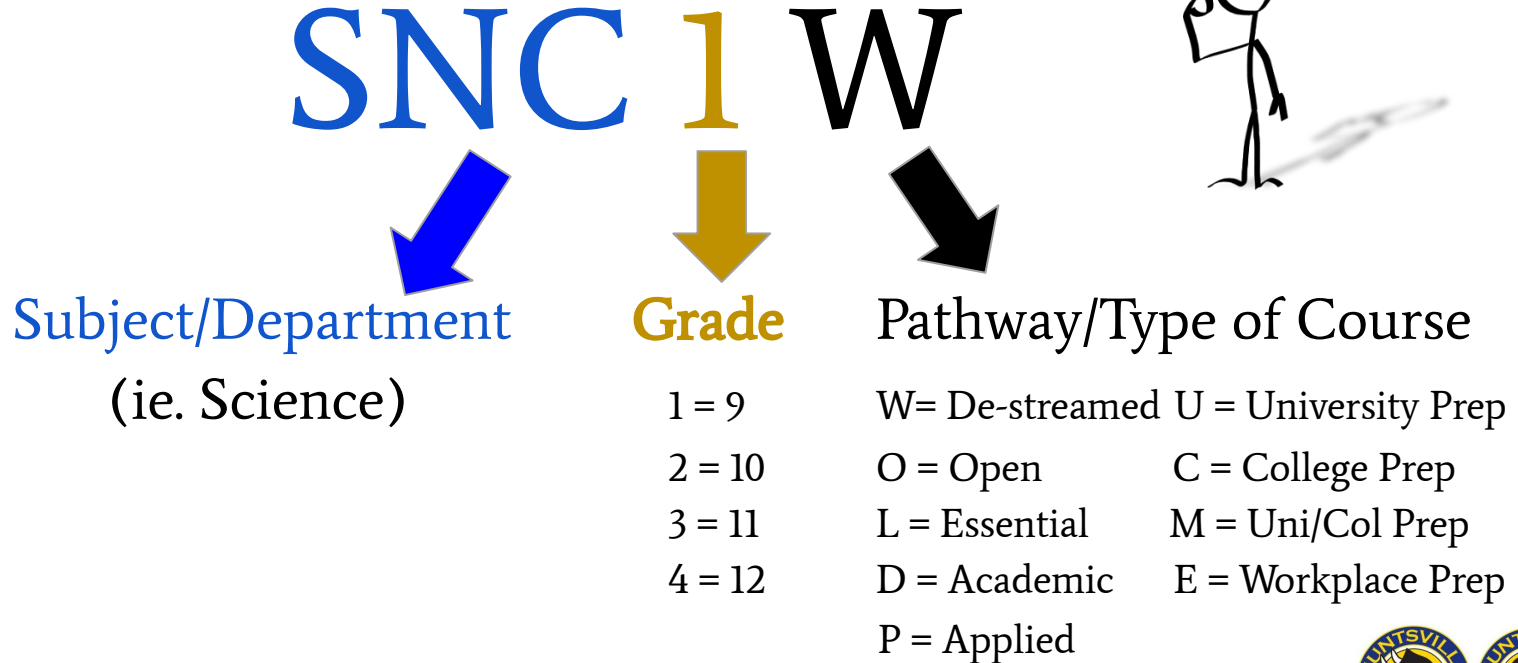
Business  
Tech

Exploring  
Tech



# Grade 9 Choices: Common Questions

- How do I read a course code?



# Grade 9 Choices: Common Questions



- What is the difference between PPL10 vs PAF10?

<b>PPL10R: Healthy Active Living</b>	<b>PAF10R: Fitness</b>
<ul style="list-style-type: none"><li>● Participate in a wide range of activities and movement skills;</li><li>● Cover topics related to health and wellness;</li><li>● Unit examples: badminton, volleyball, basketball, soccer, dance, games, fitness, swimming, yoga</li></ul>	<ul style="list-style-type: none"><li>● Participate in a wide range of movement skills to improve personal fitness;</li><li>● Cover topics related to health and wellness</li><li>● Concentration on individual fitness activities such as weight training and aerobics, SMART goal setting, and personal fitness program design.</li></ul>



# French Immersion Pathway

To view the most up to date information about the FI pathway, please refer to page 33 of the HHS Course Calendar posted on the course selection page of the HHS website. See page 33.

[Here's a direct link!](#)

## ***Certificate of Achievement in:***

**Core French:** 4 French Language courses (FSF1D, FSF2D, FSF3U and FSF4U).

**Intensive French:** 7 courses in which the language of instruction is French.

**Extended French:** 7 courses in which the language of instruction is French; 4 of which must be Immersion French Language courses.

**Immersion French:** 10 courses in which the language of instruction is French; 4 of which must be Immersion French Language courses.

# PowerSchool Login for TLDSB Grade 8 Students

## PowerSchool Login Instructions

‘**Student username**’ is your six digit TLDSB student number – the same one you currently use to access TLDSB school computers.

‘**Student password**’ is your date of birth entered as follows: **mmddyyyy**.

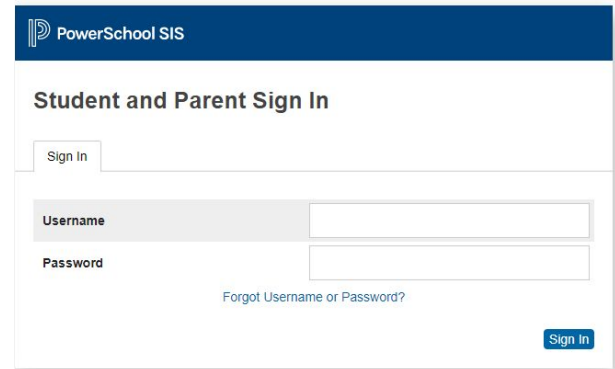
Do not enter any leading zeros, or use spaces, hyphens, or slashes.

E.g. A birthdate of June 13, 2010 would be entered as **6132010**.

## PowerSchool Login

**Note:**

**Non-TLDSB students will submit selections through a Google Form, available in January on the Guidance website.**



The screenshot shows the PowerSchool SIS login interface. At the top is a dark blue header with the PowerSchool logo and the text 'PowerSchool SIS'. Below the header is a white box titled 'Student and Parent Sign In'. Inside this box, there is a 'Sign In' button. Below the button are two input fields: 'Username' and 'Password'. Below the 'Password' field is a link that says 'Forgot Username or Password?'. At the bottom right of the white box is a blue 'Sign In' button.

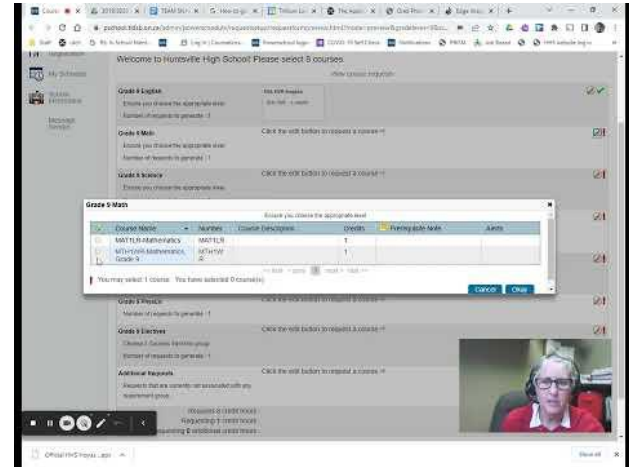
# online PowerSchool Course Selection

Your course selection is **due January 26, 2024**.

**Resources** are on the **HHS website** → **Guidance** section.

## Grade 9 Course Selection Resources

**PowerSchool Course Selection  
Demo Video**



## Non-TLDSB Students:

There are some forms and instructions unique to you at the bottom of the

[Course Selections](#)

[Resources web page.](#)



# Experiential Learning at HHS

## Grade 9 and 10

- Take Tech

## Grade 11 and 12

- Cooperative Education
- Dual Credits
- Ontario Youth Apprenticeship Program (OYAP)
- Specialist High Skills Major (SHSM)



# Extracurricular Activities at HHS!



- Hoya Leadership Council
- Band, Choir, Caf Jam
- S.A.G.A.
- Athletics & Team Sports
- Mental Health Committee
- Robotics
- School Musicals
- Eco Club
- and more!



# Feeling nervous? A little stressed?

- A group of senior students will support Grade 9s in the transition to high school.
- Leaders will run an orientation event at the start of the school year.  
Stay tuned for details!



Dear Grade 8 Student (and parent/guardian/supporter!)

To help you navigate the process of registering at Huntsville High School and requesting courses for your first year, we prepared the following checklist of the things you need to do. We hope this is helpful.



### To Do List

- Carefully review the [Course Selection Resources](https://hhs.tlgsb.on.ca/course-selection-resources/) available on our website at <https://hhs.tlgsb.on.ca/course-selection-resources/>.
- View the **Grade 8 Presentation** posted on the [resources page](#).
- Talk to your Grade 8 teacher about course selections for next year.
- Use the [Course Selections Worksheet](#) to plan.
- Complete course selections with parent/guardian.  
(current **TLDSB** students use [PowerSchool](#), instructions posted on [website](#))  
(non-**TLDSB** students use the [GoogleForm](#))
- Complete and submit the [E-Learning Opt Out form](#), if applicable. For details, see <https://www.ontario.ca/page/high-school-graduation-requirements>
- Review and Sign the TLDSB Student Transfer Verification Form.  
(current **TLDSB** students: received from and submitted to grade 8 teacher).  
**OR**  
Complete and submit the [TLDSB e-Registration Form](#)  
(non-**TLDSB** students only).
- Update the [Immunization Record Update](#) with the SMD Health Unit if needed.
- Complete [Students with Unique Learning Needs \(IEPs\) Survey](#). (non-**TLDSB** students only, complete and submit only if applicable)
- Review the [School Messenger Information](#). An account can be created once the new school year begins.
- Complete the above tasks by: **January 26, 2024**.

Let's  
review!

[HHS Home Page](#)





# Role of the Guidance Counsellor

- To support students/families in the course selection process
- To support Pathway planning throughout high school and onto Post-Secondary
- To link students/families to resources and supports



**We're here  
to help!**

# Stay in touch - Contact us!

**Vanessa Taylor A - C**

vanessa.taylor@tldsbc.on.ca

(705)789-5594 ext. 35032

**Nico Byl D - Mc**

**Department Head**

nico.byl@tldsbc.on.ca

(705)789-5594 ext. 35026

**Ally Myers Me - Z**

allison.myers@tldsbc.on.ca

(705)789-5594 ext. 35024

**Questions?**

**We are here to help!**

**Ask us ANYTHING!**

ANY  
QUESTIONS?



# Course Selection Information Night

Wednesday, January 17th

For students attending HHS in 2024/2025.  
Parents, Guardians and other supporters are all welcome!

Staff will be present and available.

General, grade specific information sessions will start at

7:00pm

Doors open until

8:30pm